


## CHARGING SYSTEM

### Voltage Regulator

#### VRH2005-195

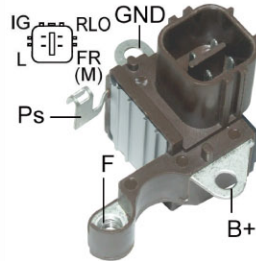
\* Voltage Set Point: 14.5V



**Replace:**  
**GENON**  
 GNR-N053  
**Alternator:**  
**HYUNDAI**  
 37300-4A310

#### VRH2005-234


\* Voltage Set Point: 14.4V



**Replace:**  
**DENSO**  
 126600-3160 GC1M 3160  
**Alternator:**  
**DENSO**  
 104210-3990 104210-3991  
 104210-3992 104210-5610  
**TOYOTA**  
 27060-50310  
**Application:**  
**TOYOTA**

#### VRH2005-237


\* LIN 1.3  
 \* Voltage Set Point: 14.3V



**Replace:**  
**DENSO**  
 IFX1 7730  
**Alternator:**  
**BMW**  
 1231764013  
**DENSO**  
 104211-8180 104211-8181  
 104211-8182

#### V4193


\* LIN 1.3  
 \* Voltage Set Point: 14.3V



**Replace:**  
**VALEO**  
 2624193  
**Alternator:**  
**AUDI/VW**  
 04L903024 06E903024L  
**VALEO**  
 EG15T015 EG15T027

#### V4195


\* LIN 1.3  
 \* Voltage Set Point: 14.3V



**Replace:**  
**VALEO**  
 2624195  
**Alternator:**  
**AUDI/VW**  
 06L903204  
**VALEO**  
 EG18S011

#### V4197

\* LIN 1.3  
 \* Voltage Set Point: 14.3V



**Replace:**  
**VALEO**  
 2624197  
**Alternator:**  
**AUDI/VW**  
 059902024B  
**VALEO**  
 EG21S012

## ECU/PCM Sensors

### ABS Sensor

#### AB-EU565



Replace:  
LAND ROVER  
LR081610  
Application:  
LAND ROVER

.....more

#### AB-EU566



Replace:  
LAND ROVER  
LR081609  
Application:  
LAND ROVER

.....more

#### AB-EU595



Replace:  
LAND ROVER  
FK722C190AC FK722C190AE  
LR062671 LR072107  
Application:  
LAND ROVER

.....more

#### RALS2076



Replace:  
NISSAN  
47900-1KA0A  
Application:  
NISSAN

.....more

#### RALS881



Replace:  
KIA  
1K52Y-43701  
Application:  
KIA

.....more

#### AB-KR072



Replace:  
KIA  
95670-07010  
Application:  
KIA

.....more

#### RALS888



Replace:  
KIA  
95670-FD100  
Application:  
KIA

.....more

#### RALS2340



Replace:  
HYUNDAI  
95681-0U000 95681-1R000  
Application:  
HYUNDAI

.....more

## ECU/PCM Sensors

### ABS Sensor

#### RALS2277



Replace:  
HYUNDAI  
95680-0U000 95680-1R000  
Application:  
HYUNDAI  
.....more

#### RALS1133



Replace:  
CHRYSLER  
4779244AA 4779244AB 4779244AC  
4779244AD  
Application:  
CHRYSLER  
.....more

#### RALS2295



Replace:  
CHRYSLER  
4779643AB 4779643AD  
Application:  
CHRYSLER  
.....more

#### AB-US086



Replace:  
GM  
23348259  
Application:  
CHEVROLET  
GMC  
.....more

#### RALS1120



Replace:  
CHRYSLER  
5273332 5273332AC 5273332AD  
5273332AE  
Application:  
CHRYSLER  
DODGE  
.....more

#### AB-US089



Replace:  
TESLA  
1037794-00-B  
Application:  
TESLA  
.....more

#### AB-US090



Replace:  
TESLA  
1037796-00-C  
Application:  
TESLA  
.....more



## ECU/PCM Sensors

### Crank/Cam Shaft Sensor

#### RCSE338



**Replace:**  
**CITROEN**  
 1920.CT 96 403 161 80  
**PEUGEOT**  
 1920.CT 96 403 161 80  
**Application:**  
**PEUGEOT**  
 .....more

#### RCSE345



**Replace:**  
**VOLKSWAGEN**  
 030 957 147 B 030 957 147 H  
 030 957 147T  
**Application:**  
**AUDI**  
**SEAT**  
**SKODA**  
**VOLKSWAGEN**  
 .....more

#### RCSE360



**Replace:**  
**CITROEN**  
 9677539480  
**PEUGEOT**  
 9677539480  
**Application:**  
**CITROEN**  
**DS**  
**PEUGEOT**  
 .....more

#### RPC667



**Replace:**  
**BMW**  
 12 14 7 516 056 12 14 7 539 169  
**Application:**  
**BMW**  
 .....more

#### RPC675



**Replace:**  
**BMW**  
 12 14 7 524 266 12 14 7 539 167  
**Application:**  
**BMW**  
 .....more

#### RPC557



**Replace:**  
**PORSCHE**  
 98660611200 98660611201 98660611202  
**Application:**  
**PORSCHE**  
 .....more

#### RCSJ132



**Replace:**  
**GM**  
 97312108  
**ISUZU**  
 8973121080 8973121081  
**Application:**  
**ISUZU**  
 .....more

#### RPC426



**Replace:**  
**NISSAN**  
 23731-2Y510 J005T-10971  
**Application:**  
**INFINITI**  
**NISSAN**  
 .....more

## ECU/PCM Sensors

### Crank/Cam Shaft Sensor

#### RPC787



**Replace:**  
**CHRYSLER**  
 5029808AC 5029808AD 68013184AA  
**MERCEDES-BENZ**  
 006 153 24 28 A006 153 24 28  
**Application:**  
**CHRYSLER**  
**DODGE**  
**MERCEDES-BENZ**  
 .....more

#### RCSU091



**Replace:**  
**GM**  
 10456569  
**GREAT WALL**  
 0217104410 080 111 4566 10456569  
 19005270  
**Application:**  
**GREAT WALL**  
 .....more

### MAF Sensor

#### MA-B245



**Replace:**  
**MERCEDES-BENZ**  
 000 094 34 48 004 094 34 48  
 A000 094 34 48 A004 094 34 48  
**Application:**  
**MERCEDES-BENZ**  
 .....more

#### MA-M007



**Replace:**  
**MITSUBISHI**  
 E5T07171 MD334011  
**Application:**  
**MITSUBISHI**  
 .....more

## Ignition System

### Ignition Coil

#### RJ46



**Replace:**  
DENSO  
099700-2081  
TOYOTA  
9004A-19005  
**Application:**  
PERODUA  
.....more

## Fuel Management

### EGR Valve

#### EV-EU064



**Replace:**  
VOLKSWAGEN  
059 131 502B  
**Application:**  
AUDI  
VOLKSWAGEN  
.....more

#### EV-EU066



**Replace:**  
VOLKSWAGEN  
038 131 501AD  
**Application:**  
AUDI  
SKODA  
VOLKSWAGEN  
.....more